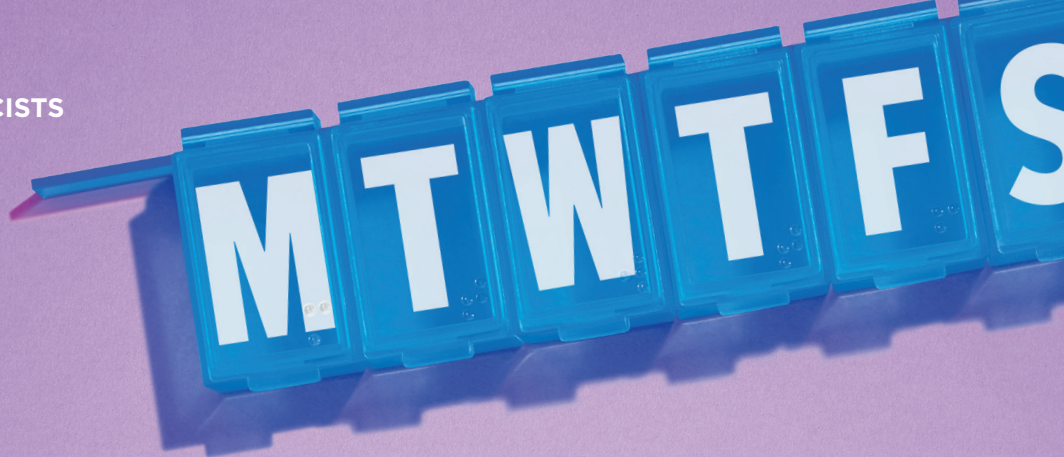


FOR PHARMACISTS



Single-Dose Rx

Otherwise Healthy & High-Risk

Post-Exposure Prophylaxis & MOA

Keep it simple with a



SINGLE DOSE

XOFLUZA is approved for treatment and post-exposure prophylaxis of the flu in patients aged ≥ 12 years, as just one 40-mg or 80-mg tablet.¹

Indication

XOFLUZA is an influenza virus polymerase acidic (PA) endonuclease inhibitor indicated for:

Treatment of acute uncomplicated influenza in patients 12 years of age and older who have been symptomatic for no more than 48 hours and who are:

- Otherwise healthy, or
- At high risk of developing influenza-related complications

Post-exposure prophylaxis (PEP) of influenza in patients 12 years of age and older following contact with an individual who has influenza.

Limitations of Use

Influenza viruses change over time, and factors such as the virus type or subtype, emergence of resistance, or changes in viral virulence could diminish the clinical benefit of antiviral drugs. Consider available information on drug susceptibility patterns for circulating influenza virus strains when deciding whether to use XOFLUZA.

Important Safety Information

Contraindications

XOFLUZA is contraindicated in patients with a history of hypersensitivity to baloxavir marboxil or any of its ingredients. Serious allergic reactions have included anaphylaxis, angioedema, urticaria, and erythema multiforme.

→ Please see full Important Safety Information on pages 8-9.

→ Please see full Prescribing Information at the end of the document.

Genentech
A Member of the Roche Group

xofluza[®]
(baloxavir marboxil) tablets 40mg
80mg

THE FIRST AND ONLY single-dose oral antiviral for the flu¹

xofluza[®]
(baloxavir marboxil) tablets 40mg

Single-Dose Rx

Treat the Flu Without 5-Day Dosing^{1,2}



Help Prevent the Flu After Exposure Without 10-Day Dosing^{1,2}



Single-dose XOFLUZA should be taken as soon as possible and within 48 hours of flu symptom onset for treatment or following contact with a patient who has the flu.¹


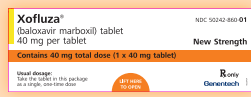


Important Safety Information (Continued)

Warnings and Precautions

Hypersensitivity: Cases of anaphylaxis, urticaria, angioedema, and erythema multiforme have been reported in postmarketing experience with XOFLUZA. Appropriate treatment should be instituted if an allergic-like reaction occurs or is suspected.

Dosing Recommendations for Single-Dose XOFLUZA Tablets¹

A full course of flu treatment in one tablet for adults and adolescents ≥12 years of age:

Patient Body Weight, lb (kg)	Recommended Single Oral Dose	National Drug Code (NDC)	Packaging
<176 lb (<80 kg)	One 40-mg tablet 	50242-860-01	
≥176 lb (≥80 kg)	One 80-mg tablet 	50242-877-01	

Single-dose XOFLUZA can be taken with or without food. It should not be taken with dairy products, calcium-fortified beverages, polyvalent cation-containing laxatives, antacids, or oral supplements (eg, calcium, zinc, iron, magnesium, or selenium).¹



Two-tablet configurations may be present in Electronic Health Record (EHR) systems and local pharmacies.



XOFLUZA is available for order at your wholesale distributor. In addition, Genentech Customer Service offers a list of authorized wholesalers for XOFLUZA. Visit gene.com or call 855-551-2231.

➔ Please see full Important Safety Information on pages 8–9.

➔ Please see full Prescribing Information at the end of the document.

Otherwise Healthy & High-Risk

Post-Exposure Prophylaxis & MOA

EFFECTIVE treatment for your high-risk and otherwise healthy flu patients¹

xofluza[®]
(baloxavir marboxil) tablets 400 mg

Single-Dose Rx

Shortened Flu Symptoms to 3.0 Days in High-Risk Patients¹

28% faster improvement of flu symptoms (in patients aged ≥12 years) at high risk for developing flu complications with single-dose XOFLUZA compared with placebo.¹

3.0 DAYS
TO SYMPTOM IMPROVEMENT
vs 4.3 DAYS WITH PLACEBO¹

Flu Symptom Relief in Just 2.3 Days in Otherwise Healthy Patients¹

33% faster alleviation of flu symptoms (in patients aged ≥12 years) with single-dose XOFLUZA compared with placebo.¹

2.3 DAYS
TO SYMPTOM RELIEF vs
3.3 DAYS WITH PLACEBO¹

42% (1.6 days) faster relief from flu symptoms in **adolescent patients** (aged ≥12 to 17 years) with single-dose XOFLUZA compared with placebo.¹

In Trial 1, conducted in Japan, subjects aged 20 to 64 years received XOFLUZA 40 mg (n=100) or placebo (n=100). The median value of the primary endpoint of TTAS with XOFLUZA was 50 hours (95% CI: 45, 64) vs 78 hours (95% CI: 68, 89) with placebo. In Trial 2, conducted in the United States and Japan, subjects aged 12 to 19 years received either XOFLUZA (n=80) or placebo (n=38); subjects aged 20 to 64 years received either XOFLUZA (n=375), oseltamivir (n=377), or placebo (n=192). In total, 455 subjects were treated with XOFLUZA, 230 with placebo, and 377 with oseltamivir. In subjects aged 12 to 64 years, the median value of the primary endpoint of TTAS with XOFLUZA was 54 hours (95% CI: 50, 59) vs 80 hours (95% CI: 73, 87) with placebo. TTAS in both Trial 1 and Trial 2 was defined as the time when all of 7 symptoms (cough, sore throat, nasal congestion, headache, feverishness, myalgia, and fatigue) had been assessed by the subject as none or mild for a duration of at least 21.5 hours.^{1,3}

In a secondary endpoint in Trial 2, in subjects ≥20 years of age, reduction of duration of flu symptoms was 54 hours for both XOFLUZA and oseltamivir.^{1,3}

In Trial 2, for subjects aged 12 to 17 years, TTAS was achieved 39 hours (1.6 days) faster with XOFLUZA (n=63) when compared with placebo (n=27) (median time of 54 hours [95% CI: 43, 81] vs 93 hours [95% CI: 64, 118]).¹

TTAS = time to alleviation of symptoms.

Important Safety Information (Continued)

Warnings and Precautions

Risk of bacterial infections: There is no evidence of the efficacy of XOFLUZA in any illness caused by pathogens other than influenza viruses. Serious bacterial infections may begin with influenza-like symptoms or may coexist with, or occur as, a complication of influenza. XOFLUZA has not been shown to prevent such complications. Prescribers should be alert to potential secondary bacterial infections and treat them as appropriate.

Single-Dose XOFLUZA Had a Similar AE Rate as Placebo—Including in High-Risk Patients (Aged ≥12 Years)^{1*}

Adverse events (AEs) that occurred in at least 1% of patients receiving either XOFLUZA or placebo in acute uncomplicated influenza in Trials 1-3¹:

Adverse Event	XOFLUZA (n=1440)	Placebo (n=1136)
Diarrhea	3%	4%
Bronchitis	3%	4%
Nausea	2%	3%
Sinusitis	2%	3%
Headache	1%	1%

*Based on combined data from 3 trials, a total of 1640 subjects received XOFLUZA: 1334 (81%) were adults (18-64 years of age), 209 (13%) were adults 65 years of age or older, and 97 (6%) were adolescents (aged 12-17 years). Of these, 1440 subjects received XOFLUZA at the recommended dose.¹

In Trial 3, subjects aged ≥12 years (N=2182) were randomized to receive XOFLUZA 40 mg or 80 mg according to body weight (n=729), oseltamivir 75 mg twice daily for 5 days (n=725), or placebo (n=728). High-risk factors were based on the Centers for Disease Control and Prevention (CDC) definition of health factors known to increase the risk of developing serious complications from influenza, including underlying asthma or chronic lung disease, diabetes, heart disease, morbid obesity, or ≥65 years of age. The primary efficacy endpoint was time to improvement of influenza symptoms (cough, sore throat, headache, nasal congestion, feverishness or chills, muscle or joint pain, and fatigue). This endpoint included alleviation of new symptoms and improvement of any preexisting symptoms that had worsened due to influenza. The median value of the primary endpoint of time to improvement of symptoms (TTIS) with XOFLUZA was 73 hours (95% CI: 67, 85) vs 102 hours (95% CI: 93, 113) with placebo.¹

There was no statistically significant difference in the median time to improvement of influenza symptoms in subjects who received XOFLUZA (73 hours) and those who received oseltamivir (81 hours).¹

Other risk factors in Trial 3 include Native American or Alaskan Native ancestry, residents of long-term care facilities, neurological/neurodevelopmental conditions, pregnant women and women ≤2 weeks postpartum, metabolic disorders, extreme obesity (body mass index [BMI] ≥40), blood disorders such as sickle cell disease, and persons with immunosuppression.^{1,4,5}

➔ Please see full Important Safety Information on pages 8-9.

➔ Please see full Prescribing Information at the end of the document.

Otherwise Healthy & High-Risk

Post-Exposure Prophylaxis & MOA

Be prepared for flu season with a **SINGLE DOSE¹****xofluza**
(baloxavir marboxil) tablets 40mg/80mg

XOFLUZA Is the First and Only Single-Dose Post-Exposure Prophylaxis Medication¹

In patients (aged ≥ 12 years) who were given single-dose XOFLUZA, their **risk of contracting the flu after contact with an infected household member was reduced by 90%** compared to patients who received placebo (1% XOFLUZA [95% CI of 0.4, 3.3] vs 13% placebo [95% CI of 9.6, 17.5]), corresponding to an estimated adjusted risk ratio of 0.10 (95% CI of 0.04, 0.28), based on randomization factors.^{1,6}

In Trial 4, conducted in Japan, 607 subjects (XOFLUZA n=303, placebo n=304) ≥ 12 years of age were randomized to receive a single oral dose of XOFLUZA, based on body weight and age, or placebo. In total, 374 subjects were treated with XOFLUZA and 375 with placebo. Subjects aged ≥ 12 years received 40 mg or 80 mg of XOFLUZA according to body weight. Subjects aged < 12 years were dosed according to body weight. Subjects were household members of influenza-infected index patients and were required to have lived with the influenza-infected index patient for ≥ 48 hours. Index patients were required to have onset of symptoms for ≤ 48 hours. The primary efficacy endpoint was the proportion of household subjects who were infected with influenza virus and presented with fever and ≥ 1 respiratory symptom (cough or nasal discharge/nasal congestion assessed by the subject as moderate or severe) from day 1 to day 10. The proportion of subjects ≥ 12 years of age who met the primary endpoint was 1% (95% CI: 0.4, 3.3) in the XOFLUZA group and 13% (95% CI: 9.6, 17.5) in the placebo group, corresponding to an estimated adjusted risk ratio of 0.10 (95% CI: 0.04, 0.28), based on randomization factors.^{1,6}

A Safe Antiviral Flu Rx for Post-Exposure Prophylaxis¹

The safety of XOFLUZA in adult and adolescent patients is based on data from one placebo-controlled clinical study in which 374 patients received XOFLUZA, of which 303 were adult and adolescent patients aged ≥ 12 years: eight patients (3%) were adults 65 years of age or older, and 12 patients (4%) were adolescents 12 to 17 years of age.^{1,6}

The most frequently reported AEs in the total study population of Trial 4:

Adverse Event	XOFLUZA (n=374)	Placebo (n=375)
Nasopharyngitis	6%	7%

No serious treatment-related adverse events were reported.^{1,6}

Treat the flu with XOFLUZA within 48 hours of symptom onset. Available as just one tablet. Ensure you have single-dose XOFLUZA in stock at your pharmacy.¹

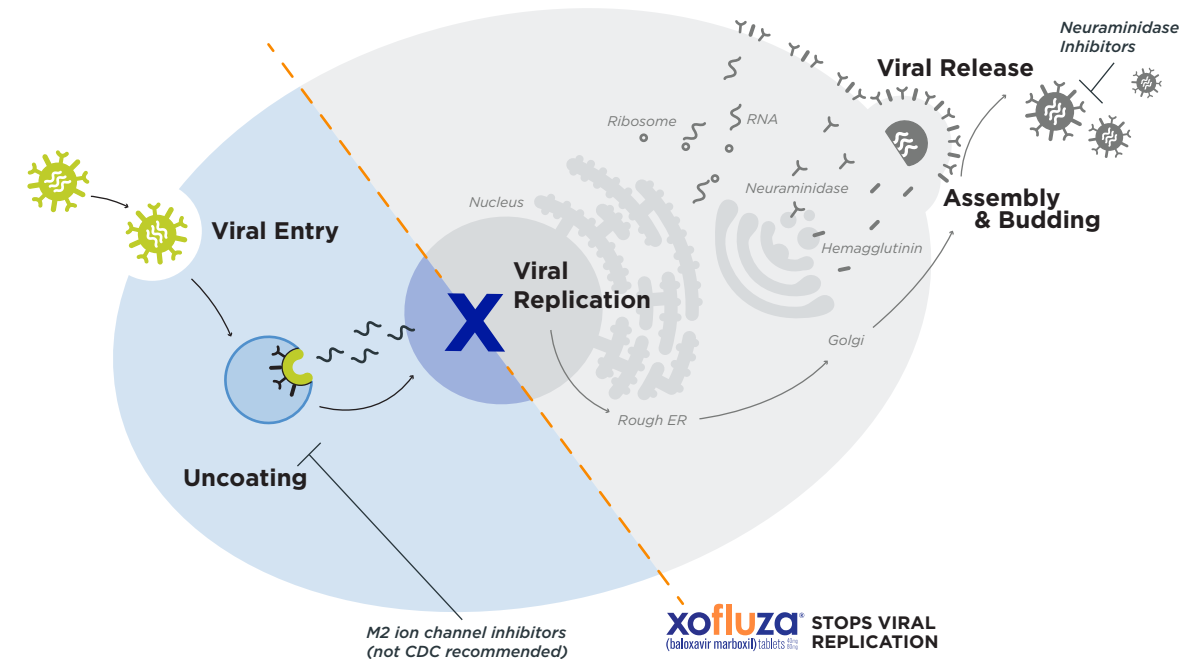
Important Safety Information (Continued)

Adverse Reactions

The most common adverse reactions ($\geq 1\%$) in clinical studies for acute uncomplicated influenza were diarrhea (3%), bronchitis (3%), nausea (2%), sinusitis (2%), and headache (1%).

The most common adverse reaction in a clinical study for post-exposure prophylaxis (PEP) was nasopharyngitis (6%).

Single-Dose XOFLUZA Interrupts the Flu Viral Life Cycle Early, Helping Prevent Replication^{1,7-11}



First-in-its-class XOFLUZA has a proposed mechanism of action that works differently to stop the flu at its source.^{1,10}

ER = endoplasmic reticulum.

➔ Please see full Important Safety Information on pages 8-9.

➔ Please see full Prescribing Information at the end of the document.

IMPORTANT SAFETY INFORMATION

xofluza[®]
(baloxavir marboxil) tablets 400 mg

Single-Dose Rx

Otherwise Healthy & High-Risk

Post-Exposure Prophylaxis & MOA

Indication

XOFLUZA is an influenza virus polymerase acidic (PA) endonuclease inhibitor indicated for:
Treatment of acute uncomplicated influenza in patients 12 years of age and older who have been symptomatic for no more than 48 hours and who are:

- Otherwise healthy, or
- At high risk of developing influenza-related complications

Post-exposure prophylaxis (PEP) of influenza in patients 12 years of age and older following contact with an individual who has influenza.

Limitations of Use

Influenza viruses change over time, and factors such as the virus type or subtype, emergence of resistance, or changes in viral virulence could diminish the clinical benefit of antiviral drugs. Consider available information on drug susceptibility patterns for circulating influenza virus strains when deciding whether to use XOFLUZA.

Important Safety Information

Contraindications

XOFLUZA is contraindicated in patients with a history of hypersensitivity to baloxavir marboxil or any of its ingredients. Serious allergic reactions have included anaphylaxis, angioedema, urticaria, and erythema multiforme.

Warnings and Precautions

Hypersensitivity: Cases of anaphylaxis, urticaria, angioedema, and erythema multiforme have been reported in postmarketing experience with XOFLUZA. Appropriate treatment should be instituted if an allergic-like reaction occurs or is suspected.

Risk of bacterial infections: There is no evidence of the efficacy of XOFLUZA in any illness caused by pathogens other than influenza viruses. Serious bacterial infections may begin with influenza-like symptoms or may coexist with, or occur as, a complication of influenza. XOFLUZA has not been shown to prevent such complications. Prescribers should be alert to potential secondary bacterial infections and treat them as appropriate.

Adverse Reactions

The most common adverse reactions ($\geq 1\%$) in clinical studies for acute uncomplicated influenza were diarrhea (3%), bronchitis (3%), nausea (2%), sinusitis (2%), and headache (1%).

The most common adverse reaction in a clinical study for post-exposure prophylaxis (PEP) was nasopharyngitis (6%).

Drug Interactions

Polyvalent cations: Coadministration with polyvalent cation-containing products may decrease plasma concentrations of baloxavir, which may reduce XOFLUZA efficacy. Avoid coadministration of XOFLUZA with dairy products, calcium-fortified beverages, polyvalent cation-containing laxatives, antacids, or oral supplements (e.g., calcium, iron, magnesium, selenium, or zinc).

Vaccines: The concurrent use of XOFLUZA with intranasal live attenuated influenza vaccine (LAIV) has not been evaluated. Concurrent administration of antiviral drugs may inhibit viral replication of LAIV and, thereby, decrease the effectiveness of LAIV vaccination. Interactions between inactivated influenza vaccines and XOFLUZA have not been evaluated.

For additional important safety information, please see XOFLUZA full Prescribing Information.

You are encouraged to report side effects to Genentech by calling 1-888-835-2555 or to the FDA by visiting www.fda.gov/medwatch or calling 1-800-FDA-1088.

References: 1. XOFLUZA. Prescribing information. Genentech USA, Inc.; 2021. 2. TAMIFLU. Prescribing information. Genentech USA, Inc.; 2019. 3. Hayden FG, Sugaya N, Hirotsu N, et al; Baloxavir Marboxil Investigators Group. Baloxavir marboxil for uncomplicated influenza in adults and adolescents. *N Engl J Med*. 2018;379(10):913-923. doi:10.1056/NEJMoa1716197 4. Ison MG, Portsmouth S, Yoshida Y, et al. Early treatment with baloxavir marboxil in high-risk adolescent and adult outpatients with uncomplicated influenza (CAPSTONE-2): a randomised, placebo-controlled, phase 3 trial. *Lancet Infect Dis*. Published online June 8, 2020. doi:10.1016/S1473-3099(20)30004-9 5. Supplement to: Ison MG, Portsmouth S, Yoshida Y, et al. Early treatment with baloxavir marboxil in high-risk adolescent and adult outpatients with uncomplicated influenza (CAPSTONE-2): a randomised, placebo-controlled, phase 3 trial. *Lancet Infect Dis*. 2020;20(10)suppl:S8-S10. 6. Ikematsu H, Hayden FG, Kawaguchi K, et al. Baloxavir marboxil for prophylaxis against influenza in household contacts. *N Engl J Med*. 2020;383(4):309-320. doi:10.1056/NEJMoa1915341 7. Samji T. Influenza A: understanding the viral life cycle. *Yale J Biol Med*. 2009;82(4):153-159. 8. De Clercq E, Li G. Approved antiviral drugs over the past 50 years. *Clin Microbiol Rev*. 2016;29(3):695-747. 9. Fiore AE, Fry A, Shay D, et al. Antiviral agents for the treatment and chemoprophylaxis of influenza—recommendations of the Advisory Committee on Immunization Practices (ACIP). *MMWR Recomm Rep*. 2011;60(1):1-24. 10. Influenza antiviral medications: summary for clinicians. CDC. Accessed September 10, 2021. <https://www.cdc.gov/flu/professionals/antivirals/summary-clinicians.htm> 11. von Itzstein M. The war against influenza: discovery and development of sialidase inhibitors. *Nat Rev Drug Discov*. 2007;6(12):967-974. doi:10.1038/nrd2400 12. Data on File, Genentech. 2021.

HELP ELIGIBLE PATIENTS SAVE

Single-Dose Rx

For Commercially Insured Patients:

You can process a coordination of benefits (COB/split bill) claim using the patient's prescription insurance for the PRIMARY claim. Submit a SECONDARY claim to ARGUS using the processing information provided on the card.

For Cash or Uninsured Patients:

Submit a PRIMARY claim to ARGUS using the processing information provided above.

For help processing the card, please call 1-855-659-9767.

The same processing information will continue to work for all your patients.

Patient Eligibility/Terms and Conditions:

1. This offer is valid for eligible patients receiving prescription XOFLUZA. It may be used by those with or without commercial/private insurance, including patients who choose to pay cash. This offer may not be used for any other product.
2. **This offer may not be used by patients in conjunction with prescription insurance under Medicaid, Medicare, TRICARE, or similar federal or state programs. This offer is not health insurance or a benefit plan.**
3. Offer only valid in the United States and U.S. Territories. This offer is not transferable and may not be combined with any other offer.
4. Offer must be presented along with a valid prescription for XOFLUZA at the time of purchase.
5. The patient or their guardian must be 18 years or older to receive coupon benefits.
6. May be used twice. Valid until **September 30, 2022**.
7. Coupon program is void where prohibited by law and on the date an AB rated generic equivalent for XOFLUZA becomes available.
8. Genentech USA, Inc. reserves the right to rescind, revoke, or amend this offer at any time without notice. It is a violation of federal law to buy, sell, or counterfeit this offer.



Terms and conditions apply.

COUPON PROCESSING INFORMATION:

RxBIN: 600428

PCN: 06780000

Group: 06780169

Member ID: COUPON

Nearly half of all patients who used the XOFLUZA coupon paid just \$30 for the medication.¹²

Indication

XOFLUZA is an influenza virus polymerase acidic (PA) endonuclease inhibitor indicated for:

Treatment of acute uncomplicated influenza in patients 12 years of age and older who have been symptomatic for no more than 48 hours and who are:

- Otherwise healthy, or
- At high risk of developing influenza-related complications

Post-exposure prophylaxis (PEP) of influenza in patients 12 years of age and older following contact with an individual who has influenza.

Limitations of Use

Influenza viruses change over time, and factors such as the virus type or subtype, emergence of resistance, or changes in viral virulence could diminish the clinical benefit of antiviral drugs. Consider available information on drug susceptibility patterns for circulating influenza virus strains when deciding whether to use XOFLUZA.

➔ Please see full Important Safety Information on pages 8-9.

➔ Please see full Prescribing Information at the end of the document.

Genentech
A Member of the Roche Group

©2021 Genentech USA, Inc.
1 DNA Way, South San Francisco, CA 94080-4990
All rights reserved. M-US-00013112(v1.0)

xofluza[®]
(baloxavir marboxil) tablets

Otherwise Healthy & High-Risk

Post-Exposure Prophylaxis & MOA

HIGHLIGHTS OF PRESCRIBING INFORMATION

These highlights do not include all the information needed to use XOFLUZA safely and effectively. See full prescribing information for XOFLUZA.

XOFLUZA® (baloxavir marboxil) tablets, for oral use
XOFLUZA® (baloxavir marboxil) for oral suspension
Initial U.S. Approval: 2018

RECENT MAJOR CHANGES

Indications and Usage
Post-Exposure Prophylaxis of Influenza (1.2) 11/2020
Dosage and Administration (2.1, 2.2, 2.3) 3/2021

INDICATIONS AND USAGE

XOFLUZA is an influenza virus polymerase acidic (PA) endonuclease inhibitor indicated for:

- Treatment of acute uncomplicated influenza in patients 12 years of age and older who have been symptomatic for no more than 48 hours and who are:
 - otherwise healthy, or
 - at high risk of developing influenza-related complications. (1.1)
- Post-exposure prophylaxis of influenza in patients 12 years of age and older following contact with an individual who has influenza. (1.2)

Limitations of Use

Influenza viruses change over time, and factors such as the virus type or subtype, emergence of resistance, or changes in viral virulence could diminish the clinical benefit of antiviral drugs. Consider available information on drug susceptibility patterns for circulating influenza virus strains when deciding whether to use XOFLUZA. (1.3)

DOSAGE AND ADMINISTRATION

Treatment and Post-Exposure Prophylaxis of Influenza

XOFLUZA should be taken as a single dose as soon as possible and within 48 hours of influenza symptom onset for treatment of acute uncomplicated influenza or following contact with an individual who has influenza. XOFLUZA should be taken with or without food. (2.1, 2.2)

Patient Body Weight (kg)	Recommended Single Oral Dose in Patients 12 Years of Age and Older
Less than 80 kg	One 40 mg tablet (blister card contains one 40 mg tablet)
At least 80 kg	One 80 mg tablet (blister card contains one 80 mg tablet)

Refer to the Full Prescribing Information for information on recommended dosage of XOFLUZA oral suspension in adults and adolescents (12 years of age and older). (2.2)

Refer to the Full Prescribing Information for additional information on preparation of XOFLUZA for oral suspension for oral or enteral use. (2.3)

DOSAGE FORMS AND STRENGTHS

- Tablets: 40 mg and 80 mg. (3)
- For oral suspension: 40 mg/20 mL when constituted for final concentration of 2 mg/mL. (3)

CONTRAINDICATIONS

XOFLUZA is contraindicated in patients with a history of hypersensitivity to baloxavir marboxil or any of its ingredients. (4)

WARNINGS AND PRECAUTIONS

- Hypersensitivity such as anaphylaxis, angioedema, urticaria, and erythema multiforme: Initiate appropriate treatment if an allergic-like reaction occurs or is suspected. (5.1)
- Risk of bacterial infection: Serious bacterial infections may begin with influenza-like symptoms or may coexist with, or occur as, a complication of influenza. XOFLUZA has not been shown to prevent such complications. Prescribers should be alert to potential secondary bacterial infections and treat them as appropriate. (5.2)

ADVERSE REACTIONS

Adverse events reported in at least 1% of adult and adolescent influenza subjects treated with XOFLUZA included diarrhea (3%), bronchitis (3%), nausea (2%), sinusitis (2%), and headache (1%). (6.1)

To report SUSPECTED ADVERSE REACTIONS, contact Genentech at 1-888-835-2555 or FDA at 1-800-FDA-1088 or www.fda.gov/medwatch.

DRUG INTERACTIONS

- Avoid coadministration of XOFLUZA with dairy products, calcium-fortified beverages, polyvalent cation-containing laxatives, antacids, or oral supplements (e.g., calcium, iron, magnesium, selenium, or zinc). (2.1, 7.1)
- Live attenuated influenza vaccines may be affected by antivirals. (7.2)

See 17 for PATIENT COUNSELING INFORMATION and FDA-approved patient labeling.

Revised: 3/2021

FULL PRESCRIBING INFORMATION: CONTENTS*

1 INDICATIONS AND USAGE

- 1.1 Treatment of Influenza
- 1.2 Post-Exposure Prophylaxis of Influenza
- 1.3 Limitations of Use

2 DOSAGE AND ADMINISTRATION

- 2.1 Dosage and Administration Overview
- 2.2 Recommended Dosage
- 2.3 Preparation of XOFLUZA for Oral Suspension by Healthcare Provider

3 DOSAGE FORMS AND STRENGTHS

4 CONTRAINDICATIONS

5 WARNINGS AND PRECAUTIONS

- 5.1 Hypersensitivity
- 5.2 Risk of Bacterial Infections

6 ADVERSE REACTIONS

- 6.1 Clinical Trials Experience
- 6.2 Postmarketing Experience

7 DRUG INTERACTIONS

- 7.1 Effect of Other Drugs on XOFLUZA
- 7.2 Vaccines

8 USE IN SPECIFIC POPULATIONS

8.1 Pregnancy

8.2 Lactation

8.4 Pediatric Use

8.5 Geriatric Use

10 OVERDOSAGE

11 DESCRIPTION

12 CLINICAL PHARMACOLOGY

12.1 Mechanism of Action

12.2 Pharmacodynamics

12.3 Pharmacokinetics

12.4 Microbiology

13 NONCLINICAL TOXICOLOGY

13.1 Carcinogenesis, Mutagenesis, Impairment of Fertility

14 CLINICAL STUDIES

14.1 Treatment of Acute Uncomplicated Influenza—Otherwise Healthy Subjects

14.2 Treatment of Acute Uncomplicated Influenza—High Risk Subjects

14.3 Post-Exposure Prophylaxis of Influenza

15 REFERENCES

16 HOW SUPPLIED/STORAGE AND HANDLING

17 PATIENT COUNSELING INFORMATION

*Sections or subsections omitted from the full prescribing information are not listed.

FULL PRESCRIBING INFORMATION

1 INDICATIONS AND USAGE

1.1 Treatment of Influenza

XOFLUZA is indicated for the treatment of acute uncomplicated influenza in patients 12 years of age and older who have been symptomatic for no more than 48 hours and who are:

- otherwise healthy, or
- at high risk of developing influenza-related complications¹ [*see Clinical Studies (14.2)*].

1.2 Post-Exposure Prophylaxis of Influenza

XOFLUZA is indicated for post-exposure prophylaxis of influenza in persons 12 years of age and older following contact with an individual who has influenza [*see Clinical Studies (14.3)*].

1.3 Limitations of Use

Influenza viruses change over time, and factors such as the virus type or subtype, emergence of resistance, or changes in viral virulence could diminish the clinical benefit of antiviral drugs. Consider available information on drug susceptibility patterns for circulating influenza virus strains when deciding whether to use XOFLUZA [*see Microbiology (12.4) and Clinical Studies (14)*].

2 DOSAGE AND ADMINISTRATION

2.1 Dosage and Administration Overview

XOFLUZA is available in two dosage forms:

- XOFLUZA tablets
- XOFLUZA for oral suspension. This granule formulation is intended for patients who are unable to or have difficulty swallowing tablets, or those who require enteral administration [*see Dosage and Administration (2.3)*].

XOFLUZA should be taken as soon as possible after influenza symptom onset or exposure to influenza and may be taken with or without food. However, coadministration of XOFLUZA with dairy products, calcium-fortified beverages, polyvalent cation-containing laxatives, antacids, or oral supplements (e.g., calcium, iron, magnesium, selenium, or zinc) should be avoided [*see Drug Interactions (7.1) and Clinical Pharmacology (12.3)*].

2.2 Recommended Dosage

Treatment of Acute Uncomplicated Influenza or Post-Exposure Prophylaxis in Adults and Adolescents (12 Years of Age and Older)

XOFLUZA should be taken as a single dose as soon as possible and within 48 hours of influenza symptom onset for treatment of acute uncomplicated influenza or following contact with an individual who has influenza. The recommended dosage of XOFLUZA in patients 12 years of age or older is a single weight-based dose displayed in Tables 1 and 2.

Table 1 Recommended XOFLUZA Tablet Dosage in Adults and Adolescents (12 Years of Age and Older)

Patient Body Weight (kg)	Recommended Single Oral Dose (Tablets)
Less than 80 kg	One 40 mg tablet (blister card contains one 40 mg tablet)
At least 80 kg	One 80 mg tablet (blister card contains one 80 mg tablet)

Table 2 Recommended XOFLUZA Oral Suspension Dosage in Adults and Adolescents (12 Years of Age and Older)

Patient Body Weight (kg)	Recommended Single Oral Dose (Suspension)
Less than 80 kg	40 mg/20 mL (1 bottle) taken as a single dose
At least 80 kg	80 mg/40 mL (2 bottles) taken as a single dose

2.3 Preparation of XOFLUZA for Oral Suspension by Healthcare Provider

Prior to dispensing to the patient, constitute XOFLUZA for oral suspension with 20 mL of drinking water or sterile water. After constitution, each bottle of XOFLUZA suspension contains 40 mg of baloxavir marboxil per 20 mL of volume for a final concentration of 2 mg/mL. This dosage form can be used for oral or enteral use.

Constituting XOFLUZA for Oral Suspension

Prepare the suspension at the time of dispensing. **Administration must occur within 10 hours after constitution because the product does not contain a preservative.**

1. Gently tap the bottom of the bottle to loosen the granules.
2. Constitute XOFLUZA for oral suspension with 20 mL of drinking water or sterile water.
3. Gently swirl the suspension to ensure that the granules are evenly suspended. Do not shake.
4. Write the expiration time and date on the bottle label in the space provided (10 hours from constitution time).

Important Information for the Healthcare Provider

- Provide caregiver or patient with a measuring device (e.g., oral syringe, measuring cup) to deliver the prescribed dose of the suspension for oral use. For enteral administration (i.e., feeding tube), draw up suspension with an enteral syringe. Flush with 1 mL of water before and after enteral administration.
- Instruct the caregiver or patient that the total prescribed dose of XOFLUZA for oral suspension may require more than one bottle (e.g., for adults and adolescents weighing at least 80 kg).

3 DOSAGE FORMS AND STRENGTHS

XOFLUZA Tablets:

XOFLUZA 40 mg tablets are white to light yellow, oblong-shaped, film-coated tablets debossed with “BXM40” on one side.

XOFLUZA 80 mg tablets are white to light yellow, oblong shaped, film-coated tablets debossed with “BXM80” on one side.

XOFLUZA for Oral Suspension:

XOFLUZA for oral suspension contains 40 mg/20 mL or 2 mg/mL baloxavir marboxil after constitution with 20 mL of drinking water or sterile water. The granules are white to light yellow. The constituted product is a white to light yellow opaque suspension with strawberry flavor.

4 CONTRAINDICATIONS

XOFLUZA is contraindicated in patients with a history of hypersensitivity to baloxavir marboxil or any of its ingredients. Serious allergic reactions have included anaphylaxis, angioedema, urticaria, and erythema multiforme [*see Warnings and Precautions (5.1)*].

5 WARNINGS AND PRECAUTIONS

5.1 Hypersensitivity

Cases of anaphylaxis, urticaria, angioedema, and erythema multiforme have been reported in postmarketing experience with XOFLUZA. Appropriate treatment should be instituted if an allergic-like reaction occurs or is suspected. The use of XOFLUZA is contraindicated in patients with known hypersensitivity to XOFLUZA [*see Contraindications (4) and Adverse Reactions (6.2)*].

5.2 Risk of Bacterial Infections

There is no evidence of efficacy of XOFLUZA in any illness caused by pathogens other than influenza viruses. Serious bacterial infections may begin with influenza-like symptoms or may coexist with, or occur as, a complication of influenza. XOFLUZA has not been shown to prevent such complications. Prescribers should be alert to potential secondary bacterial infections and treat them as appropriate.

6 ADVERSE REACTIONS

6.1 Clinical Trials Experience

Because clinical trials are conducted under widely varying conditions, adverse reaction rates observed in the clinical trials of a drug cannot be directly compared to rates in the clinical trials of another drug and may not reflect the rates observed in practice.

The overall safety profile of XOFLUZA is based on data from 1,943 subjects 12 years of age and older in 4 controlled clinical trials who received XOFLUZA [*see Clinical Studies (14)*].

Treatment of Acute Uncomplicated Influenza

Adult and Adolescent Subjects:

The safety of XOFLUZA in adult and adolescent subjects is based on data from 3 placebo-controlled trials in which a total of 1,640 subjects received XOFLUZA: 1,334 (81%) subjects were 18 to 64 years of age, 209 (13%) subjects were adults 65 years of age or older, and 97 (6%) subjects were adolescents 12 to 17 years of

age. These trials included otherwise healthy adults and adolescents (N=910) and subjects at high risk of developing complications associated with influenza (N=730). Of these, 1,440 subjects received XOFLUZA at the recommended dose [see *Clinical Studies (14.1, 14.2)*]. Trial 1 was a phase 2 dose-finding placebo-controlled trial where otherwise healthy adult subjects 20 to 64 years of age received single oral dose of XOFLUZA or placebo. Trial 2 was a placebo- and active-controlled trial in otherwise healthy adults and adolescents 12 to 64 years of age; subjects received weight-based XOFLUZA or placebo as a single oral dose on Day 1 or oseltamivir twice a day for 5 days. Trial 3 was a randomized, double-blind, placebo- and active-controlled trial where adults and adolescents at high risk of influenza complications 12 years of age and older received either XOFLUZA, placebo or oseltamivir.

Table 3 displays the most common adverse events (regardless of causality assessment) reported in at least 1% of adult and adolescent subjects who received XOFLUZA at the recommended dose in Trials 1, 2, and 3.

Table 3 Incidence of Adverse Events Occurring in at Least 1% of Adult and Adolescent Subjects Receiving XOFLUZA in the Acute Uncomplicated Influenza Trials 1, 2, and 3

Adverse Event	XOFLUZA (N=1,440)	Placebo (N=1,136)
Diarrhea	3%	4%
Bronchitis	3%	4%
Nausea	2%	3%
Sinusitis	2%	3%
Headache	1%	1%

Post-Exposure Prophylaxis of Influenza

The safety of XOFLUZA in adult and adolescent subjects is based on data from one placebo-controlled clinical trial in which 374 subjects, of which 303 were adult and adolescent subjects ≥ 12 years, received XOFLUZA: eight (3%) subjects were adults 65 years of age or older, and 12 (4%) subjects were adolescents 12 to 17 years of age. The most frequently reported AE in the total study population was nasopharyngitis which occurred in 6% of subjects who received XOFLUZA and 7% on placebo [see *Clinical Studies (14.3)*].

6.2 Postmarketing Experience

The following adverse reactions have been identified during postmarketing use of XOFLUZA. Because these reactions are reported voluntarily from a population of uncertain size, it is not possible to reliably estimate their frequency or establish a causal relationship to XOFLUZA exposure.

Immune System Disorders: Anaphylactic reactions, anaphylactic shock, anaphylactoid reactions, hypersensitivity reactions, angioedema (swelling of face, eyelids, tongue and lips)

Skin and Subcutaneous Tissue Disorders: Rash, urticaria, erythema multiforme

Gastrointestinal Disorders: Vomiting, hematochezia, melena, colitis

Psychiatric Disorders: Delirium, abnormal behavior, hallucinations

7 DRUG INTERACTIONS

7.1 Effect of Other Drugs on XOFLUZA

Baloxavir may form a chelate with polyvalent cations such as calcium, aluminum, or magnesium. Coadministration with polyvalent cation-containing products may decrease plasma concentrations of baloxavir [see *Clinical Pharmacology (12.3)*], which may reduce XOFLUZA efficacy. Avoid coadministration of

XOFLUZA with dairy products, calcium-fortified beverages, polyvalent cation-containing laxatives, antacids, or oral supplements (e.g., calcium, iron, magnesium, selenium, or zinc).

7.2 Vaccines

The concurrent use of XOFLUZA with intranasal live attenuated influenza vaccine (LAIV) has not been evaluated. Concurrent administration of antiviral drugs may inhibit viral replication of LAIV and thereby decrease the effectiveness of LAIV vaccination. Interactions between inactivated influenza vaccines and XOFLUZA have not been evaluated.

8 USE IN SPECIFIC POPULATIONS

8.1 Pregnancy

Risk Summary

There are no adequate and well-controlled studies with XOFLUZA in pregnant women to inform a drug-associated risk of adverse developmental outcomes. There are risks to the mother and fetus associated with influenza virus infection in pregnancy [see *Clinical Considerations*]. In animal reproduction studies, no adverse developmental effects were observed in rats or rabbits with oral administration of baloxavir marboxil at exposures approximately 5 (rats) and 7 (rabbits) times the systemic baloxavir exposure at the maximum recommended human dose (MRHD) [see *Data*].

The estimated background risk of major birth defects and miscarriage for the indicated population is unknown. All pregnancies have a background risk of birth defects, loss, or other adverse outcomes. In the U.S. general population, the estimated background risk of major birth defects and miscarriage in clinically recognized pregnancies is 2%–4% and 15%–20%, respectively.

Clinical Considerations

Disease-Associated Maternal and/or Embryo/Fetal Risk

Pregnant women are at higher risk of severe complications from influenza, which may lead to adverse pregnancy and/or fetal outcomes, including maternal death, stillbirth, birth defects, preterm delivery, low birth weight, and small for gestational age.

Data

Animal Data

Baloxavir marboxil was administered orally to pregnant rats (20, 200, or 1,000 mg/kg/day from gestation day 6 to 17) and rabbits (30, 100, or 1,000 mg/kg/day from gestation day 7 to 19). No adverse embryo-fetal effects were observed in rats up to the highest dose of baloxavir marboxil (1,000 mg/kg/day), resulting in systemic baloxavir exposure (AUC) of approximately 5 times the exposure at the MRHD. In rabbits, fetal skeletal variations occurred at a maternally toxic dose (1,000 mg/kg/day) resulting in 2 abortions out of 19 pregnancies. No adverse maternal or embryo-fetal effects were observed in rabbits at the middle dose (100 mg/kg/day) resulting in systemic baloxavir exposure (AUC) approximately 7 times the exposure at the MRHD.

In the prenatal and postnatal development study in rats, baloxavir marboxil was administered orally at 20, 200, or 1,000 mg/kg/day from gestation day 6 to postpartum/lactation day 20. No significant effects were observed in the offspring at maternal systemic baloxavir exposure (AUC) approximately 5 times the exposure at the MRHD.

8.2 Lactation

Risk Summary

There are no data on the presence of baloxavir marboxil in human milk, the effects on the breastfed infant, or the effects on milk production. Baloxavir and its related metabolites were present in the milk of lactating rats [see Data]. The developmental and health benefits of breastfeeding should be considered along with the mother's clinical need for XOFLUZA and any potential adverse effects on the breastfed child from the drug or from the underlying maternal condition.

Data

In a lactation study, baloxavir and its related metabolites were excreted in the milk of lactating rats administered baloxavir marboxil (1 mg/kg) on postpartum/lactation day 11, with peak milk concentration approximately 5 times that of maternal plasma concentrations occurring 2 hours post-dose. No effects of baloxavir marboxil on growth and postnatal development were observed in nursing pups at the highest oral dose tested in rats. Maternal systemic exposure was approximately 5 times the baloxavir exposure in humans at the MRHD.

8.4 Pediatric Use

Treatment of Acute Uncomplicated Influenza in Pediatric Subjects

The safety and effectiveness of XOFLUZA for the treatment of acute uncomplicated influenza in pediatric subjects 12 years of age and older weighing at least 40 kg is supported by one randomized, double-blind, controlled trial in otherwise healthy subjects (Trial 2) and one trial in subjects at high risk of developing influenza-related complications (Trial 3) [see Clinical Studies (14.1)]. A total of 117 otherwise healthy adolescents 12-17 years old were randomized and received either XOFLUZA (N=76) or placebo (N=41) in Trial 2; 38 adolescents aged 12 to 17 years at high risk for influenza complications were randomized and received either XOFLUZA (N=21) or placebo (N=17) in Trial 3. The median time to alleviation of symptoms in influenza-infected adolescent subjects aged 12 to 17 years in Trial 2 was comparable to that observed in adults. In Trial 3, the median time to improvement of symptoms in the limited number of influenza-infected adolescent subjects aged 12 to 17 years was similar in the XOFLUZA and placebo arms [see Clinical Studies (14.1)]. Adverse events reported in adolescents in both trials were similar to those reported in adults [see Adverse Reactions (6.1)].

The safety and efficacy of XOFLUZA in pediatric subjects less than 12 years of age have not been established for the treatment of acute uncomplicated influenza. For information on baloxavir resistance in subjects less than 12 years of age [see Microbiology (12.4)].

Post-Exposure Prophylaxis of Influenza in Pediatric Subjects

The safety and effectiveness of XOFLUZA for post-exposure prophylaxis in adolescents (12 years to < 18 years) is supported by one randomized, double-blind, controlled trial conducted in Japan (Trial 4) [see Clinical Studies (14.3)]. Subjects in this trial were randomized in a 1:1 ratio to receive XOFLUZA or placebo. A total of 12 subjects from ≥ 12 to < 18 years of age received XOFLUZA. The incidence of RT-PCR-confirmed symptomatic influenza was similar in the XOFLUZA and placebo arms in the limited number of adolescent subjects aged 12 to 17 years of age [see Clinical Studies (14.3)]. Adverse events reported in adolescent subjects were similar to those reported in adults in the same trial [see Adverse Reactions (6.1)].

The safety and efficacy of XOFLUZA for post-exposure prophylaxis of influenza in pediatric subjects less than 12 years of age have not been established.

8.5 Geriatric Use

The safety and effectiveness of XOFLUZA in subjects 65 years of age and older has been established and is supported by one randomized, double-blind, controlled trial [see *Clinical Studies (14.2)*]. In Trial 3, of 730 XOFLUZA-treated subjects at high risk of influenza-related complications, 209 (29%) subjects were 65 years of age and older. The median time to improvement of influenza symptoms in subjects 65 years of age and older was 70 hours in subjects who received XOFLUZA (N=112) and 88 hours in those who received placebo (N=102). The safety profile observed for this population was similar to that reported in the overall trial population except for nausea, which was reported in 6% of elderly subjects compared to 1% of subjects from 18 to 64 years of age.

10 OVERDOSAGE

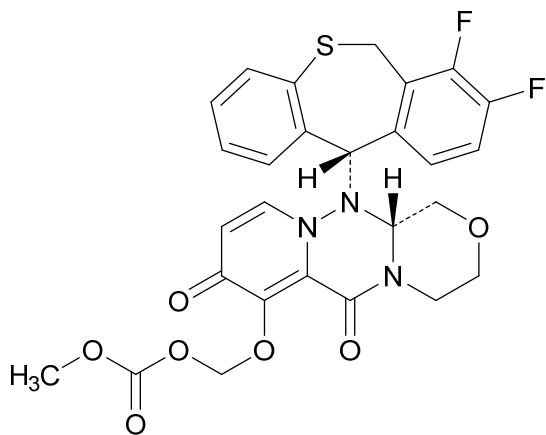
Treatment of an overdose of XOFLUZA should consist of general supportive measures, including monitoring of vital signs and observation of the clinical status of the patient. There is no specific antidote for overdose with XOFLUZA.

Baloxavir is unlikely to be significantly removed by dialysis due to high serum protein binding [see *Clinical Pharmacology (12.3)*].

11 DESCRIPTION

XOFLUZA (baloxavir marboxil) is an antiviral PA endonuclease inhibitor.

The active component of XOFLUZA is baloxavir marboxil. The chemical name of baloxavir marboxil is ((12aR)-12-[(11S)-7,8-Difluoro-6,11-dihydrodibenzo[b,e]thiepin-11-yl]-6,8-dioxo-3,4,6,8,12,12a-hexahydro-1H-[1,4]oxazino[3,4-c]pyrido[2,1-f][1,2,4]triazin-7-yl}oxy)methyl methyl carbonate. The empirical formula of baloxavir marboxil is $C_{27}H_{23}F_2N_3O_7S$, and the chemical structure is shown below.



Baloxavir marboxil has a molecular mass of 571.55 grams per mole and a partition coefficient (log P) of 2.26. It is freely soluble in dimethylsulfoxide, soluble in acetonitrile, slightly soluble in methanol and ethanol, and practically insoluble in water.

XOFLUZA is supplied as tablets and as granules for oral suspension:

XOFLUZA tablets are white to light yellow, film-coated tablets for oral administration. The inactive ingredients of XOFLUZA tablets are: croscarmellose sodium, hypromellose, lactose monohydrate, microcrystalline cellulose, povidone, sodium stearyl fumarate, talc, and titanium dioxide.

XOFLUZA for oral suspension is supplied as white to light yellow granules in an amber glass bottle. Each bottle contains 40 mg (nominal) of baloxavir marboxil. The granules must be constituted with 20 mL of drinking water or sterile water to yield a 2 mg/mL suspension with strawberry flavor. The inactive ingredients are: colloidal silicon dioxide, hypromellose, maltitol, mannitol, povidone K25, sodium chloride, strawberry flavor, sucralose and talc.

12 CLINICAL PHARMACOLOGY

12.1 Mechanism of Action

Baloxavir marboxil is an antiviral drug with activity against influenza virus [*see Microbiology (12.4)*].

12.2 Pharmacodynamics

Cardiac Electrophysiology

At twice the expected exposure from recommended dosing, XOFLUZA did not prolong the QTc interval.

Exposure-Response Relationships

When XOFLUZA is dosed by weight, as recommended (40 mg in patients weighing 40–80 kg; 80 mg in patients weighing at least 80 kg), no difference in baloxavir exposure-response (time to alleviation of influenza symptoms in the otherwise healthy population or time to improvement of influenza symptoms in the high risk population) relationship has been observed.

12.3 Pharmacokinetics

Baloxavir marboxil is a prodrug that is almost completely converted to its active metabolite, baloxavir, following oral administration.

Baloxavir pharmacokinetic parameters are presented for healthy adults and adolescents as the mean [% coefficient of variation (%CV)], unless otherwise specified, in Table 4.

Table 4 Pharmacokinetic Parameters of Plasma Baloxavir

Pharmacokinetic Parameters of Plasma Baloxavir in Adults and Adolescents ^a	XOFLUZA dose 40 mg	XOFLUZA dose 80 mg
AUC (ng·hr/mL)	5520 (46.3%)	6930 (48.6%)
C _{max} (ng/mL)	68.9 (44.9%)	82.5 (43.0%)
C ₂₄ (ng/mL)	50.9 (45.8%)	62.6 (45.9%)
C ₇₂ (ng/mL)	24.2 (45.5%)	30.8 (47.0%)

^a Trial 2 summary data, mean (%CV)

Table 5 Baloxavir Absorption, Distribution, Metabolism, Elimination Data

Absorption	
T _{max} (hr) ^a	4
Effect of food (relative to fasting) ^b	C _{max} : ↓48%, AUC _{0-inf} : ↓36%
Distribution	
% bound to human serum proteins ^c	92.9–93.9
Ratio of blood cell to blood	48.5%–54.4%
Volume of distribution (V/F, L) ^d	1180 (20.8%)
Elimination	
Clearance (CL/F, L/hr)	10.3 (22.5%)
Apparent terminal elimination half-life (hr)	79.1 (22.4%)
Metabolism	
Metabolic pathways	Primary: UGT1A3 Secondary: CYP3A4
Excretion	
% of dose excreted ^e	Urine: 14.7 (total radioactivity); 3.3 (baloxavir) Feces: 80.1 (total radioactivity)

^a Median

^b Meal: approximately 400 to 500 kcal including 150 kcal from fat

^c *in vitro*

^d Geometric mean (geometric CV%)

^e Ratio of radioactivity to radio-labeled baloxavir marboxil dose in mass balance study

No clinically significant differences in the pharmacokinetics of baloxavir were observed based on age, sex, creatinine clearance (CrCl: 50 mL/min and above), or moderate hepatic impairment (Child-Pugh class B). The effect of severe renal or hepatic impairment on baloxavir pharmacokinetics has not been evaluated.

Body Weight

Baloxavir exposure decreases as body weight increases. No clinically significant difference in exposure was observed between body weight groups following the approved recommended dosage.

Race/Ethnicity

Based on a population pharmacokinetic analysis, baloxavir exposure is approximately 35% lower in non-Asians as compared to Asians; this difference is not considered clinically significant when the recommended dose was administered.

Drug Interaction Studies

Clinical Studies

No clinically significant changes in the pharmacokinetics of baloxavir marboxil and its active metabolite, baloxavir, were observed when coadministered with itraconazole (combined strong CYP3A and P-gp inhibitor), probenecid (UGT inhibitor), or oseltamivir.

No clinically significant changes in the pharmacokinetics of the following drugs were observed when coadministered with baloxavir marboxil: midazolam (CYP3A4 substrate), digoxin (P-gp substrate), rosuvastatin (BCRP substrate), or oseltamivir.

Animal Studies

Polyvalent Cations: In monkeys, a 48% to 63% decrease in baloxavir exposure was observed when XOFLUZA was coadministered with calcium, aluminum, magnesium, or iron. No study has been conducted in humans.

In Vitro Studies

Cytochrome P450 (CYP) Enzymes: Both baloxavir marboxil and baloxavir do not inhibit CYP1A2, CYP2B6, CYP2C8, CYP2C9, CYP2C19, or CYP2D6 and do not induce CYP1A2, CYP2B6, or CYP3A4.

Uridine diphosphate (UDP)-glucuronosyl transferase (UGT) Enzymes: Both baloxavir marboxil and baloxavir do not inhibit UGT1A1, UGT1A3, UGT1A4, UGT1A6, UGT1A9, UGT2B7, or UGT2B15.

Transporter Systems: Both baloxavir marboxil and baloxavir are substrates of P-glycoprotein (P-gp). Baloxavir does not inhibit organic anion-transporting polypeptides (OATP) 1B1, OATP1B3, organic cation transporter (OCT) 1, OCT2, organic anion transporter (OAT) 1, OAT3, multidrug and toxin extrusion (MATE) 1, or MATE2K.

12.4 Microbiology

Mechanism of Action

Baloxavir marboxil is a prodrug that is converted by hydrolysis to baloxavir, the active form that exerts anti-influenza virus activity. Baloxavir inhibits the endonuclease activity of the polymerase acidic (PA) protein, an influenza virus-specific enzyme in the viral RNA polymerase complex required for viral gene transcription, resulting in inhibition of influenza virus replication. The 50% inhibitory concentration (IC₅₀) values of baloxavir ranged from 1.4 to 3.1 nM (n=4) for influenza A viruses and 4.5 to 8.9 nM (n=3) for influenza B viruses in a PA endonuclease assay. Viruses with reduced susceptibility to baloxavir have amino acid substitutions in the PA protein.

Antiviral Activity

The antiviral activity of baloxavir against laboratory strains and clinical isolates of influenza A and B viruses was determined in an MDCK cell-based plaque reduction assay. The median 50% effective concentration (EC₅₀) values of baloxavir were 0.73 nM (n=31; range: 0.20–1.85 nM) for subtype A/H1N1 strains, 0.83 nM (n=33; range: 0.35–2.63 nM) for subtype A/H3N2 strains, and 5.97 nM (n=30; range: 2.67–14.23 nM) for type B strains. In an MDCK cell-based virus titer reduction assay, the 90% effective concentration (EC₉₀) values of baloxavir against avian subtypes A/H5N1 and A/H7N9 were in the range of 0.80 to 3.16 nM. The relationship between antiviral activity in cell culture and clinical response to treatment in humans has not been established.

Resistance

Cell culture: Influenza A virus isolates with reduced susceptibility to baloxavir were selected by serial passage of virus in cell culture in the presence of increasing concentrations of baloxavir. Reduced susceptibility of influenza A virus to baloxavir was conferred by amino acid substitutions I38T (A/H1N1 and A/H3N2) and E199G (A/H3N2) in the PA protein of the viral RNA polymerase complex.

Clinical studies: Influenza A and B viruses with treatment-emergent amino acid substitutions at positions associated with reduced susceptibility to baloxavir in cell culture were observed in clinical studies (Table 6). In adult and adolescent subjects who had a confirmed influenza virus infection, the overall frequencies of treatment-emergent amino acid substitutions associated with reduced susceptibility to baloxavir were 4.5% (6/134), 10.9% (53/485), and 0.9% (2/224) in influenza A/H1N1, A/H3N2, and B virus infections, respectively, in pooled data from Trials 1, 2, and 3 [see *Clinical Studies (14)*]. In Trial 4, of 374 subjects, including 71

subjects <12 years of age, who received XOFLUZA post-exposure prophylaxis, 49 were viral RNA-positive post-baseline, including 31 subjects who were evaluated for resistance. Of these 31 subjects, influenza virus with substitutions associated with reduced susceptibility to baloxavir was identified in 7/7 subjects who developed clinical influenza (as described for the primary endpoint) and 8/24 other subjects evaluated who did not meet the primary endpoint definition for clinical influenza [see *Clinical Studies (14)*]. Selection of influenza viruses with reduced susceptibility to baloxavir has occurred at higher frequencies in pediatric subjects, and such viruses were detected with overall frequencies of 20% (4/20), 27.9% (34/122), and 0% (0/21) in influenza A/H1N1, A/H3N2, and B virus infections, respectively, in pooled data from 3 pediatric treatment trials in subjects <12 years of age.

Table 6 Treatment-Emergent Amino Acid Substitutions in PA Associated with Reduced Susceptibility to Baloxavir

Influenza Type/Subtype	A/H1N1	A/H3N2	B
Amino Acid Substitution	E23K/R, I38F/N/S/T	E23G/K, A37T, I38M/T, E199G	I38T

None of the treatment-emergent substitutions associated with reduced susceptibility to baloxavir were identified in virus from pretreatment respiratory specimens in the clinical studies. Strains containing substitutions known to be associated with reduced susceptibility to baloxavir were identified in approximately 0.05% of PA sequences in the National Center for Biotechnology Information/GenBank database (queried August 2018).

Prescribers should consider currently available surveillance information on influenza virus drug susceptibility patterns and treatment effects when deciding whether to use XOFLUZA.

Cross-Resistance

Cross-resistance between baloxavir and neuraminidase (NA) inhibitors, or between baloxavir and M2 proton pump inhibitors (adamantanes), is not expected because these drugs target different viral proteins. Baloxavir is active against NA inhibitor-resistant strains, including A/H1N1 and A/H5N1 viruses with the NA substitution H275Y (A/H1N1 numbering), A/H3N2 virus with the NA substitutions E119V or R292K, A/H7N9 virus with the NA substitution R292K (A/H3N2 numbering), and type B virus with the NA substitutions R152K or D198E (A/H3N2 numbering). The NA inhibitor oseltamivir is active against viruses with reduced susceptibility to baloxavir, including A/H1N1 virus with PA substitutions E23K or I38F/T, A/H3N2 virus with PA substitutions E23G/K, A37T, I38M/T, or E199G, and type B virus with the PA substitution I38T. Influenza virus may carry amino acid substitutions in PA that reduce susceptibility to baloxavir and at the same time carry resistance-associated substitutions for NA inhibitors and M2 proton pump inhibitors. The clinical relevance of phenotypic cross-resistance evaluations has not been established.

Immune Response

Interaction studies with influenza vaccines and baloxavir marboxil have not been conducted.

13 NONCLINICAL TOXICOLOGY

13.1 Carcinogenesis, Mutagenesis, Impairment of Fertility

Carcinogenesis

Carcinogenicity studies have not been performed with baloxavir marboxil.

Mutagenesis

Baloxavir marboxil and the active metabolite, baloxavir, were not mutagenic in *in vitro* and in *in vivo* genotoxicity assays, which included bacterial mutation assays in *S. typhimurium* and *E. coli*, micronucleus tests with cultured mammalian cells, and in the rodent micronucleus assay.

Impairment of Fertility

In a fertility and early embryonic development study in rats, doses of baloxavir marboxil at 20, 200, or 1,000 mg/kg/day were administered to females for 2 weeks before mating, during mating, and until day 7 of pregnancy. Males were dosed for 4 weeks before mating and throughout mating. There were no effects on fertility, mating performance, or early embryonic development at any dose level, resulting in systemic drug exposure (AUC) approximately 5 times the MRHD.

14 CLINICAL STUDIES

14.1 Treatment of Acute Uncomplicated Influenza—Otherwise Healthy Subjects

Adults and Adolescents (Aged 12 Years and Older)

Two randomized, controlled, double-blinded clinical trials conducted in two different influenza seasons evaluated efficacy and safety of XOFLUZA in otherwise healthy subjects with acute uncomplicated influenza.

In Trial 1, a placebo-controlled phase 2 dose-finding trial, a single oral dose of XOFLUZA was compared with placebo in 400 adult subjects 20 to 64 years of age in Japan. All subjects in Trial 1 were Asian, the majority of subjects were male (62%), and the mean age was 38 years. In this trial, among subjects who received XOFLUZA and had influenza virus typed, influenza A/H1N1 was the predominant strain (63%), followed by influenza B (25%), and influenza A/H3N2 (12%).

In Trial 2 (NCT02954354), a phase 3, randomized, double-blind, active- and placebo-controlled trial, XOFLUZA was studied in 1,436 otherwise healthy adults and adolescents with signs and symptoms of influenza in the U.S. and Japan. Subjects were 12 to 64 years of age and weighed at least 40 kg. Adults ages 20 to 64 years received weight-based XOFLUZA (subjects who weighed 40 to less than 80 kg received 40 mg and subjects who weighed 80 kg and above received 80 mg) (N=612) or placebo as a single oral dose on day 1 (N=310) or oseltamivir twice a day for 5 days (N=514). Subjects in the XOFLUZA and placebo arms received a placebo for the duration of oseltamivir dosing after XOFLUZA or placebo dosing in that arm. Adolescent subjects 12 to less than 20 years of age received weight-based XOFLUZA or placebo as a single oral dose.

Seventy-eight percent of subjects in Trial 2 were Asian, 17% were White, and 4% were Black or African American. The mean age was 34 years, and 11% of subjects were less than 20 years of age; 54% of subjects were male and 46% female. In Trial 2, 1,062 of 1,436 enrolled subjects had influenza confirmed by RT-PCR and were included in the efficacy analysis (XOFLUZA N=455, placebo N=230, or oseltamivir N=377). Among subjects who received XOFLUZA and had influenza virus typed, influenza A/H3N2 was the predominant strain (90%), followed by influenza B (9%), and influenza A/H1N1 (2%).

In both Trials 1 and 2, eligible subjects had an axillary temperature of at least 38°C, at least one moderate or severe respiratory symptom (cough, nasal congestion, or sore throat), and at least one moderate or severe systemic symptom (headache, feverishness or chills, muscle or joint pain, or fatigue), and all were treated within 48 hours of symptom onset. Subjects participating in the trial were required to self-assess their influenza symptoms as “none,” “mild,” “moderate,” or “severe” twice daily. The primary efficacy population was defined as those with a positive rapid influenza diagnostic test (Trial 1) or positive influenza reverse transcription polymerase chain reaction (RT-PCR) (Trial 2) at trial entry.

The primary endpoint of both trials, time to alleviation of symptoms, was defined as the time when all seven symptoms (cough, sore throat, nasal congestion, headache, feverishness, myalgia, and fatigue) had been assessed by the subject as none or mild for a duration of at least 21.5 hours.

In both trials, XOFLUZA treatment at the recommended dose resulted in a statistically significant shorter time to alleviation of symptoms compared with placebo in the primary efficacy population (Tables 7 and 8).

Table 7 Time to Alleviation of Symptoms After Single Dose in Otherwise Healthy Adults with Acute Uncomplicated Influenza in Trial 1 (Median Hours)

	XOFLUZA 40 mg (95% CI^a) N=100	Placebo (95% CI^a) N=100
Adults (20 to 64 Years of Age)	50 hours ^b (45, 64)	78 hours (68, 89)

^aCI: Confidence interval

^bXOFLUZA treatment resulted in a statistically significant shorter time to alleviation of symptoms compared to placebo using the Gehan-Breslow's generalized Wilcoxon test (p-value: 0.014, adjusted for multiplicity using the Bonferroni method). The primary analysis using the Cox Proportional Hazards Model did not reach statistical significance (p-value: 0.165).

Table 8 Time to Alleviation of Symptoms After Single Dose in Otherwise Healthy Subjects 12 Years of Age and Older with Acute Uncomplicated Influenza in Trial 2 (Median Hours)

	XOFLUZA 40 mg or 80 mg (95% CI^a) N=455	Placebo (95% CI^a) N=230
Subjects (≥ 12 Years of Age)	54 hours ^b (50, 59)	80 hours (73, 87)

^aCI: Confidence interval

^bXOFLUZA treatment resulted in a statistically significant shorter time to alleviation of symptoms compared to placebo using the Peto-Prentice's generalized Wilcoxon test (p-value: < 0.001).

In Trial 2, there was no difference in the time to alleviation of symptoms between subjects (age ≥ 20 years) who received XOFLUZA (54 hours) and those who received oseltamivir (54 hours). For adolescent subjects (12 to 17 years of age) in Trial 2, the median time to alleviation of symptoms for subjects infected with influenza and who received XOFLUZA (N=63) was 54 hours (95% CI of 43, 81) compared to 93 hours (95% CI of 64, 118) in the placebo arm (N=27).

The number of subjects who received XOFLUZA at the recommended dose and who were infected with influenza type B virus was limited, including 24 subjects in Trial 1 and 38 subjects in Trial 2. In the influenza B subset in Trial 1, the median time to alleviation of symptoms in subjects who received 40 mg XOFLUZA was 63 hours (95% CI of 43, 70) compared to 83 hours (95% CI of 58, 93) in subjects who received placebo. In the influenza B subset in Trial 2, the median time to alleviation of symptoms in subjects who received 40 mg or 80 mg XOFLUZA was 93 hours (95% CI of 53, 135) compared to 77 hours (95% CI of 47, 189) in subjects who received placebo.

14.2 Treatment of Acute Uncomplicated Influenza—High Risk Subjects

Trial 3 (NCT02949011) was a randomized, double-blind, placebo- and active-controlled trial to evaluate the efficacy and safety of a single oral dose of XOFLUZA compared with placebo or oseltamivir in adult and adolescent subjects 12 years of age or older with influenza who were at high risk of developing influenza-

related complications.

A total of 2,182 subjects with signs and symptoms of influenza were randomized to receive a single oral dose of 40 mg or 80 mg of XOFLUZA according to body weight (subjects who weighed 40 to less than 80 kg received 40 mg and subjects who weighed 80 kg and above received 80 mg) (N=729), oseltamivir 75 mg twice daily for 5 days (N=725), or placebo (N=728). Twenty-eight percent of subjects were Asian, 59% were White, and 10% were Black or African American. The mean age was 52 years, and 3% of subjects were less than 18 years of age; 43% of subjects were male and 57% female.

High risk factors were based on the Centers for Disease Control and Prevention definition¹ of health factors known to increase the risk of developing serious complications from influenza. The majority of subjects had underlying asthma or chronic lung disease, diabetes, heart disease, morbid obesity, or were 65 years of age or older.

In Trial 3, 1,158 of the 2,182 enrolled subjects had influenza confirmed by RT-PCR and were included in the efficacy analysis (XOFLUZA N=385, placebo N=385, or oseltamivir N=388). Among subjects in whom only one type/subtype of influenza virus was identified, 50% were infected with subtype A/H3N2, 43% were infected with type B, and 7% were infected with subtype A/H1N1.

Eligible subjects had an axillary temperature of at least 38°C, at least one moderate or severe respiratory symptom (cough, nasal congestion, or sore throat), and at least one moderate or severe systemic symptom (headache, feverishness or chills, muscle or joint pain, or fatigue), and all were treated within 48 hours of symptom onset. Subjects participating in the trial were required to self-assess their influenza symptoms as “none,” “mild,” “moderate,” or “severe” twice daily. A total of 215 subjects (19%) had preexisting symptoms (cough, muscle or joint pain, or fatigue) associated with their underlying high risk condition that were worsened due to influenza infection. The primary efficacy endpoint was time to improvement of influenza symptoms (cough, sore throat, headache, nasal congestion, feverishness or chills, muscle or joint pain, and fatigue). This endpoint included alleviation of new symptoms and improvement of any preexisting symptoms that had worsened due to influenza. A statistically significant improvement in the primary endpoint was observed for XOFLUZA when compared with placebo (see Table 9).

Table 9 Time to Improvement of Symptoms After Single Dose in High Risk Subjects 12 Years of Age and Older with Acute Uncomplicated Influenza in Trial 3 (Median Hours)

XOFLUZA 40 mg or 80 mg^a (95% CI^b) N=385	Placebo (95% CI^b) N=385
73 hours ^c (67, 85)	102 hours ^c (93, 113)

^aThe dosage of XOFLUZA was based on subject’s weight.

^bCI: Confidence interval

^cXOFLUZA treatment resulted in a significant reduction in Time to Improvement of Influenza Symptoms compared to placebo using Peto-Prentice’s generalized Wilcoxon test (p-value: < 0.001).

There was no statistically significant difference in the median time to improvement of influenza symptoms in the subjects who received XOFLUZA (73 hours) and those who received oseltamivir (81 hours). The median time to improvement of influenza symptoms in the limited number of adolescent subjects aged 12 to 17 years infected with influenza virus was similar for subjects who received XOFLUZA (188 hours) or placebo (191 hours) (N=13 and N=12, respectively).

For subjects infected with type B virus, the median time to improvement of influenza symptoms was 75 hours in the XOFLUZA group (95% CI of 67, 90) compared to 101 hours in the placebo group (95% CI of 83, 116).

14.3 Post-Exposure Prophylaxis of Influenza

Trial 4 was a phase 3, randomized, double-blind, multicenter, placebo-controlled study designed to evaluate the efficacy of a single oral dose of XOFLUZA compared with placebo in the prevention of influenza in subjects who were household contacts of influenza-infected patients in Japan. Influenza-infected index patients were required to have onset of symptoms for ≤ 48 hours, and subjects (household contacts) were required to have lived with the influenza-infected index patient for ≥ 48 hours.

A total of 607 subjects (XOFLUZA N=303, placebo N=304) ≥ 12 years of age were randomized and received a single oral dose of XOFLUZA according to body weight and age, or placebo, on day 1. Subjects received 40 mg or 80 mg of XOFLUZA according to body weight (40 to < 80 kg or ≥ 80 kg, respectively). The primary efficacy endpoint was the proportion of household subjects who were infected with influenza virus and presented with fever and at least one respiratory symptom from day 1 to day 10. Influenza infection was confirmed by RT-PCR, fever was defined as a body temperature (axillary) $\geq 37.5^{\circ}\text{C}$, and respiratory symptoms were defined as having a symptom of “cough” or “nasal discharge/nasal congestion” with a severity of moderate or severe as assessed by the subject.

The mean age of subjects that were ≥ 12 years of age in Trial 4 was 40 years; 33 (5%) were ≥ 12 to < 18 years of age, 551 (91%) were ≥ 18 to < 65 years of age, and 23 (4%) were ≥ 65 years of age. All subjects were Asian, 84% were female, and 16% were male. The predominant influenza virus strains in the index patients of this study were the A/H3N2 subtype (49%) and the A/H1N1 subtype (46%), followed by the B subtype (1%).

In subjects that were ≥ 12 years of age, there was a statistically significant reduction in the proportion of household contacts (subjects) with laboratory-confirmed clinical influenza from 13% in the placebo group to 1% in the XOFLUZA group (see Table 10).

Table 10 Proportion of Household Contacts (Subjects 12 Years of Age and Older) Infected with Influenza Virus with Fever and at Least One Respiratory Symptom (Trial 4)

XOFLUZA (95% CI^a) N=303	Placebo (95% CI^a) N=304
1% (0, 3)	13% (10, 17)

^aCI: Confidence interval

XOFLUZA treatment resulted in a significant reduction in the risk ratio of patients who were infected with influenza virus and presented with fever compared to placebo using modified Poisson regression for a binary response (p-value: < 0.0001).

15 REFERENCES

1. “People at High Risk For Flu Complications.” CDC. <https://www.cdc.gov/flu/highrisk/index.htm>.

16 HOW SUPPLIED/STORAGE AND HANDLING

XOFLUZA is available as 40 mg and 80 mg tablets. The single oral dose to be administered is either 40 mg or 80 mg depending on body weight [see *Dosage and Administration (2)*].

XOFLUZA Tablets

How Supplied

- 40 mg white to light yellow, oblong-shaped, film-coated tablets debossed with “BXM40” on one side available as:
 - 1 x 40 mg tablet per blister card in secondary packaging: NDC 50242-860-01
- 80 mg white to light yellow, oblong shaped, film-coated tablets debossed with “BXM80” on one side available as:
 - 1 x 80 mg tablet per blister card in secondary packaging: NDC 50242-877-01

Storage

Store XOFLUZA Tablets in their blister package at 20°C to 25°C (68°F to 77°F); excursions permitted to 15°C to 30°C (59°F to 86°F) [*see USP Controlled Room Temperature*].

XOFLUZA for Oral Suspension

How Supplied

XOFLUZA for oral suspension 40 mg/20 mL (2 mg/mL) are white to light yellow granules and is supplied in an amber glass bottle with a child-resistant cap. When constituted with drinking water or sterile water, the usable volume of suspension is 20 mL, equivalent to 40 mg of baloxavir marboxil. XOFLUZA for oral suspension is available as:

- 40 mg/20 mL (2 mg/mL) for oral suspension: NDC 50242-583-01

Handling

The product contains no preservative and **must be administered within 10 hours after constitution.**

Storage

Store granules at room temperature 20°C to 25°C (68°F to 77°F) and keep in the original bottle; excursions are permitted between 15°C and 30°C (59°F and 86°F).

Store constituted suspension no longer than 10 hours at room temperature 20°C to 25°C (68°F to 77°F) when constituted with drinking water or sterile water. The suspension must be discarded if not used within 10 hours of preparation or if suspension has been stored above 25°C (77°F).

17 PATIENT COUNSELING INFORMATION

Advise the patient to read the FDA-approved patient labeling (Patient Information).

Important Dosing Information

Instruct patients to begin treatment with XOFLUZA as soon as possible at the first appearance of influenza symptoms, within 48 hours of onset of symptoms. Instruct patients to start taking XOFLUZA for prevention as soon as possible after exposure [*see Dosage and Administration (2)*].

XOFLUZA can be taken with or without food, but advise patients not to take with dairy products, calcium-fortified beverages, polyvalent cation-containing laxatives, antacids, or oral supplements (e.g., calcium, iron, magnesium, selenium, or zinc) [*see Dosage and Administration (2) and Drug Interactions (7.1)*].

Advise patients to follow the healthcare provider's dosing recommendation for a single, one-time dose of XOFLUZA. XOFLUZA is dosed based on weight and is available in tablet form or as for oral suspension for oral or enteral use.

Tablets: Provided as a blister card containing either one tablet of 40 mg, or one tablet of 80 mg as a single dose [see *Dosage and Administration (2.2)*].

For oral suspension: Provided in a bottle containing 40 mg/20 mL (2 mg/mL) after constitution by the healthcare provider [see *How Supplied/Storage and Handling (16)*]. The total prescribed dose of XOFLUZA for oral suspension may require more than one bottle. The suspension should be taken as soon as possible but no later than 10 hours after constitution by the healthcare provider because the product does not contain a preservative [see *Dosage and Administration (2.3)*].

Hypersensitivity

Advise patients and/or caregivers of the risk of severe allergic reactions such as anaphylaxis, angioedema, urticaria, and erythema multiforme. Instruct patients and/or caregivers to seek immediate medical attention if an allergic-like reaction occurs or is suspected [see *Contraindications (4) and Warnings and Precautions (5.1)*].

Influenza Vaccines

Because of the potential for antivirals to decrease the effectiveness of live attenuated influenza vaccines, advise patients to consult their healthcare provider prior to receiving a live attenuated influenza vaccine after taking XOFLUZA [see *Drug Interactions (7.2)*].

Distributed by:

Genentech USA, Inc.

A Member of the Roche Group

1 DNA Way

South San Francisco, CA 94080-4990

XOFLUZA[®] is a registered trademark of Genentech, Inc.

© 2021 Genentech USA, Inc.

PATIENT INFORMATION

XOFLUZA[®] (zoh-FLEW-zuh)
(baloxavir marboxil)
tablets

XOFLUZA[®] (zoh-FLEW-zuh)
(baloxavir marboxil)
for oral suspension

What is XOFLUZA?

XOFLUZA is a prescription medicine used to:

- treat the flu (influenza) in people 12 years of age and older who have had flu symptoms for no more than 48 hours.
- prevent the flu in people 12 years of age and older following contact with a person who has the flu.

It is not known if XOFLUZA is safe and effective in children less than 12 years of age.

XOFLUZA does not treat or prevent illness that is caused by infections other than the influenza virus.

XOFLUZA does not prevent bacterial infections that may happen with the flu.

Do not take XOFLUZA if you are allergic to baloxavir marboxil or any of the ingredients in XOFLUZA. **See the end of this leaflet for a complete list of ingredients in XOFLUZA.**

Before you take XOFLUZA, tell your healthcare provider about all of your medical conditions, including if you:

- are pregnant or plan to become pregnant. It is not known if XOFLUZA can harm your unborn baby.
- are breastfeeding or plan to breastfeed. It is not known if XOFLUZA passes into your breast milk.

Tell your healthcare provider about all the medicines you take, including prescription and over-the-counter medicines, vitamins, and herbal supplements.

Talk to your healthcare provider before you receive a live flu vaccine after taking XOFLUZA.

Know the medicines you take. Keep a list of them to show your healthcare provider and pharmacist when you get a new medicine.

How should I take XOFLUZA?

- Take XOFLUZA exactly as directed by your healthcare provider or pharmacist.
- Your healthcare provider will either prescribe:
 - XOFLUZA tablet as a single one-time dose , **or**
 - XOFLUZA oral suspension provided with a measuring device (an oral syringe or measuring cup) to be given as a single one-time dose.
- XOFLUZA may be given through a feeding tube. Follow your healthcare provider's instructions for giving XOFLUZA through a feeding tube.
- Take XOFLUZA with or without food.
- Do not take XOFLUZA with dairy products, calcium-fortified beverages, laxatives, antacids or oral supplements containing iron, zinc, selenium, calcium or magnesium.
- If you take too much XOFLUZA, go to the nearest emergency room right away.

If you are taking XOFLUZA for oral suspension:

- The pharmacist will mix XOFLUZA for oral suspension before it is given to you. If XOFLUZA is not given to you as a liquid or measuring device was not provided, contact your pharmacist.
- **Take XOFLUZA before the expiration time and date** written by the pharmacist on the bottle label. **Do not** take XOFLUZA if the expiration time and date have passed. Throw away (discard) the bottle and contact your healthcare provider.
- The total prescribed dose of XOFLUZA for oral suspension may require more than one bottle of XOFLUZA.

Giving a dose of XOFLUZA for oral suspension:

Step 1. Swirl the XOFLUZA for oral suspension bottle well before each use. **Do not shake.**

Step 2. Open the bottle by pushing downward on the child resistant bottle cap and twisting it in the direction of the arrow.

Step 3. Measure the oral suspension with the measuring device provided by the pharmacist to be sure you give the prescribed dose.

Step 4. The patient should sit in an upright position when taking XOFLUZA.

- **Do not** give XOFLUZA while the patient is lying down.
- **Do not** mix XOFLUZA with soft food or another liquid to give the medicine.

Step 5. Give the full contents of the measuring device. You may need more than one bottle for your prescribed dose.

Step 6. Close the bottle. Throw away any remaining oral suspension and the measuring device.

What are the possible side effects of XOFLUZA?

XOFLUZA may cause serious side effects, including:

- **Allergic reactions.** Get emergency medical help right away if you develop any of these signs or symptoms of an allergic reaction:
 - trouble breathing
 - swelling of your face, throat or mouth
 - skin rash, hives or blisters
 - dizziness or lightheadedness

The most common side effects of XOFLUZA for treatment of the flu in adults and adolescents include:

- diarrhea
- bronchitis
- nausea
- sinusitis
- headache

XOFLUZA is not effective in treating or preventing infections other than influenza. Other kinds of infections can appear like flu or occur along with flu and may need different kinds of treatment.

Tell your healthcare provider if you feel worse or develop new symptoms during or after treatment with XOFLUZA or if your flu symptoms do not start to get better.

These are not all the possible side effects of XOFLUZA.

Call your doctor for medical advice about side effects. You may report side effects to FDA at 1-800-FDA-1088.

How should I store XOFLUZA?

XOFLUZA tablets:

- Store XOFLUZA tablet at room temperature between 68°F to 77°F (20°C to 25°C).
- Store XOFLUZA tablet in the blister package that it comes in.

XOFLUZA for oral suspension:

- Store XOFLUZA for oral suspension at room temperature between 68°F to 77°F (20°C to 25°C).
- Keep XOFLUZA for oral suspension in the original container. Use by the expiration time and date written on bottle label.
- Throw away any XOFLUZA for oral suspension not used by the time and date on the bottle label.

Keep XOFLUZA and all medicines out of the reach of children.

General information about the safe and effective use of XOFLUZA.

Medicines are sometimes prescribed for purposes other than those listed in a Patient Information leaflet. Do not use XOFLUZA for a condition for which it was not prescribed. Do not give XOFLUZA to other people, even if they have the same symptoms that you have. It may harm them. You can ask for information about XOFLUZA that is written for health professionals.

What are the ingredients in XOFLUZA?

Active ingredient: baloxavir marboxil

XOFLUZA tablets inactive ingredients: croscarmellose sodium, hypromellose, lactose monohydrate, microcrystalline cellulose, povidone, sodium stearyl fumarate, talc, and titanium dioxide.

XOFLUZA for oral suspension inactive ingredients: colloidal silicon dioxide, hypromellose, maltitol, mannitol, povidone K25, sodium chloride, strawberry flavor, sucralose and talc.

Distributed by: **Genentech USA, Inc.**, A Member of the Roche Group, 1 DNA Way, South San Francisco, CA 94080-4990

XOFLUZA® is a registered trademark of Genentech, Inc. © 2021 Genentech USA, Inc.
For more information, go to www.XOFLUZA.com or call 1-855-XOFLUZA (1-855-963-5892).

This Patient Information has been approved by the U.S. Food and Drug Administration.

Revised: 3/2021